

## Thank you for downloading/purchasing our cross stitch pattern

### With this instruction you find:

1. An image of the design with chart description  
This will help you find your way if you should get lost on the chart.
2. Symbol chart  
The advanced stitcher prefers a simple black and white grid with the symbols.  
By the way, we have replaced the traditional and sometimes confusing symbols with numbers.  
We hope you find it easier to pick the correct color with the corresponding number.  
Glue or stick pages together.
3. Color blocks and symbol chart  
If you are a beginner, you will find it much easier to work with color block and symbols.  
Glue or stick pages together.
4. Color keys  
Depending on your download, the color keys should match the manufacturer's color thread number. In rare instances, the thread number has become obsolete or the manufacturer has replaced or added colors.

We try to remain up-to-date with the manufacturer's new releases, but this is not always possible. From own experience, it is sometimes necessary to choose the closest available color or you may even have to revert to a color from another manufacturer. We have a conversion chart of available threads from the two main manufacturers, DMC and Anchor, on our website.

### Instructions:

Type of fabric: Aida cloth is by far the best and most popular fabric for cross stitching. The counts per inch/cm are mostly accurate and the dimensions of the final design should match our measurements.

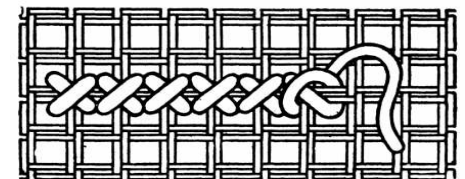
What is the count? This is simply the number of holes per inch. For example, if you place a ruler onto a 14 count Aida fabric, you should be able to count 14 holes per inch.

Type of thread: by downloading this particular file, you have already chosen between DMC and Anchor. There is nothing really in between the two manufacturers. Your choice depends largely on the availability of threads in your handicraft store.

How many strands: The color key tells you the estimated length of a particular color strand you need for the design. The thread you purchased usually consists of six strands and 26 feet/8 m in length. Depending on the recommended fabric, you may need only 3 strands for a 14 count fabric, or 2 strands for the denser 18 count fabric. This gives you twice the length if 3 strands are needed or three times the length if only 2 strands are needed.

Where to begin? It is best to begin your stitching in the center of the design. Some tutorials give the advice to fold the fabric in half to find the center, but this may create a crease which may not be easy to remove later. We prefer to use a ruler to determine the center of the fabric.

Cross stitching. A cross stitch consists of two diagonal stitches crossing in the center. There are two ways to achieve this. You can either complete one stitch at a time, or you can first make a single line in one direction and the return to complete the crosses.



Resources: There are many books in your library or tutorials on the Internet where you can find more information. If you are still lost, you can contact us via our website.

If you wish to show your creation, send us a picture and we may incorporate your artwork in our virtual gallery.

## Christmas Card 2

Designed by Angelika Kaiser

**Fabric:** 18 count Aida fabric (color your choice)

**Threads:** 14 colors Anchor

**Design size:** 70 x 98 stitches.

Width: 3.9 inches

Height: 5.5 inches.

Width 10.0 cm

Height 14.0 cm








































# metric

- |    |                                                                                    |                                                               |    |                                                                                    |                                                          |
|----|------------------------------------------------------------------------------------|---------------------------------------------------------------|----|------------------------------------------------------------------------------------|----------------------------------------------------------|
| 10 |   | Canary Yellow - MED<br>290, Anchor threads<br>Length: 193 cm  | 26 |   | Emerald - MED<br>227, Anchor threads<br>Length: 130 cm   |
| 29 |   | Spruce - MED DK<br>211, Anchor threads<br>Length: 7 cm        | 41 |   | Ocean Blue - LT<br>175, Anchor threads<br>Length: 167 cm |
| 44 |   | Stormy Blue - MED DK<br>940, Anchor threads<br>Length: 149 cm | 51 |   | Lavender - MED<br>110, Anchor threads<br>Length: 1054 cm |
| 57 |   | Lilac - LT<br>342, Anchor threads<br>Length: 84 cm            | 59 |   | Violet - VY DK<br>102, Anchor threads<br>Length: 9 cm    |
| 62 |   | Violet - MED DK<br>100, Anchor threads<br>Length: 67 cm       | 64 |   | Orchid - MED DK<br>88, Anchor threads<br>Length: 181 cm  |
| 69 |   | Crimson - LT<br>1098, Anchor threads<br>Length: 213 cm        | 70 |   | Salmon - DK<br>13, Anchor threads<br>Length: 127 cm      |
| 71 |  | China Rose - LT<br>49, Anchor threads<br>Length: 10 cm        | 72 |  | Ocean Green<br>219, Anchor threads<br>Length: 136 cm     |

# inches

- |    |                                                                                    |                                                              |    |                                                                                    |                                                         |
|----|------------------------------------------------------------------------------------|--------------------------------------------------------------|----|------------------------------------------------------------------------------------|---------------------------------------------------------|
| 10 |   | Canary Yellow - MED<br>290, Anchor threads<br>Length: 76 in  | 26 |   | Emerald - MED<br>227, Anchor threads<br>Length: 51 in   |
| 29 |   | Spruce - MED DK<br>211, Anchor threads<br>Length: 2 in       | 41 |   | Ocean Blue - LT<br>175, Anchor threads<br>Length: 65 in |
| 44 |   | Stormy Blue - MED DK<br>940, Anchor threads<br>Length: 58 in | 51 |   | Lavender - MED<br>110, Anchor threads<br>Length: 415 in |
| 57 |   | Lilac - LT<br>342, Anchor threads<br>Length: 33 in           | 59 |   | Violet - VY DK<br>102, Anchor threads<br>Length: 3 in   |
| 62 |   | Violet - MED DK<br>100, Anchor threads<br>Length: 26 in      | 64 |   | Orchid - MED DK<br>88, Anchor threads<br>Length: 71 in  |
| 69 |   | Crimson - LT<br>1098, Anchor threads<br>Length: 84 in        | 70 |   | Salmon - DK<br>13, Anchor threads<br>Length: 50 in      |
| 71 |  | China Rose - LT<br>49, Anchor threads<br>Length: 4 in        | 72 |  | Ocean Green<br>219, Anchor threads<br>Length: 53 in     |